

SMARTLIBERTY

— MORE TIME FOR CARE —



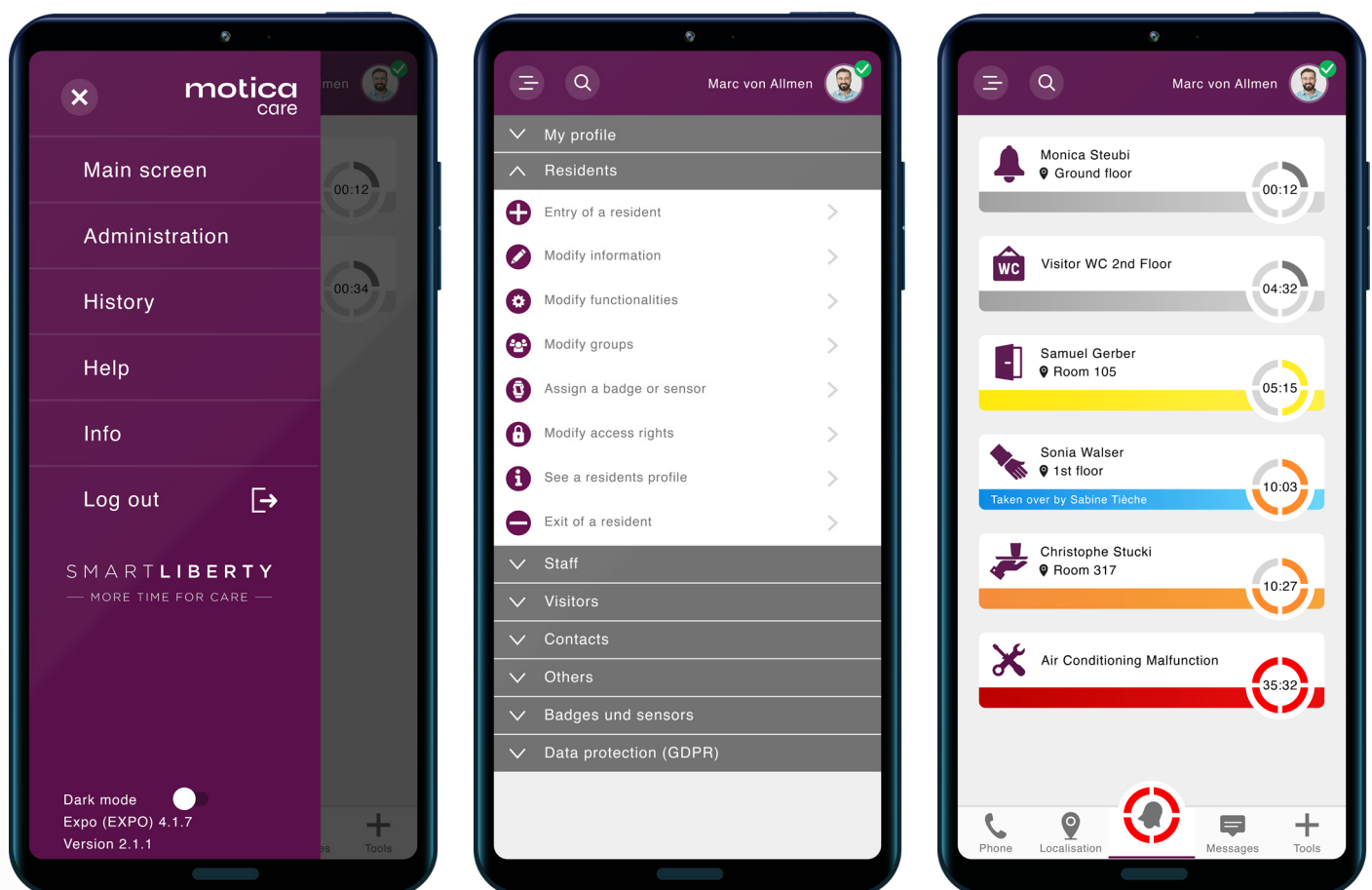
THE DIGITAL PLATFORM

With our modular, digital platform, we offer you the best and highly secure solution that is tailored to your operations, complete with numerous functions. This enables efficient working, more time for care and an improved quality of life for residents.

THE DIGITAL TOTAL SOLUTION FOR LONG-TERM CARE

SmartLiberty blends essential functionalities like mobile nurse call, wanderer management, assistance call, unified communication, and more, within a flexible and modular system. What sets it apart is its adaptability to integrate seamlessly with specialized applications such as access control, fire alarms, or care documentation. This Swiss-quality platform, designed with the insights of care professionals, ensures ease of use and offers peace of mind for staff and relatives.

At SmartLiberty, our mission is clear: to unlock more time for care, ultimately enhancing residents' quality of life.





MOBILE RESIDENT CALL

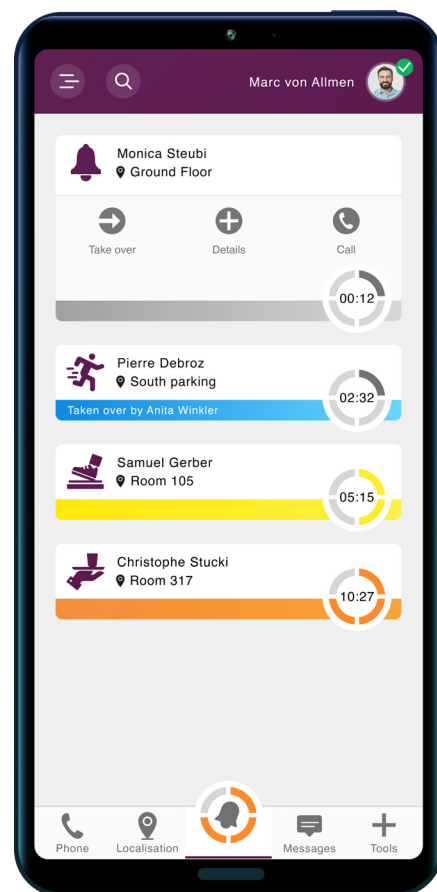
With the SmartLiberty resident badge, residents can initiate a nurse call throughout the entire indoor and outdoor facility with a single button press. The alarm is instantly transmitted to the smartphones of the responsible caregivers. As soon as the alarm has been transferred, the resident badge's LED light turns red, notifying the resident that help is on the way. Once a care professional takes over the alarm, the LED light changes to blue, indicating that assistance is on the way.

Service call

Residents can activate a service call when they require non-urgent assistance. This feature is particularly useful for apartments with service, enabling residents to request help for routine tasks without the fear of triggering an emergency call.

Takeover function

Nurse or service calls appear on the smartphones of the responsible care professionals. They can accept alarms using the takeover function, providing clarity to the entire team regarding the assignment. After cancellation, alarms are archived in the history, resulting in substantial time savings, equivalent to an average of 800 minutes per day in a 60-bed facility.





Alarm details

Once an alarm has been received, the app also offers additional options. One of these is the option to initiate a callback directly to the resident's room, which speeds up and simplifies communication. Furthermore, detailed information about the alarm and the resident is provided, including the name and, if available, the photo of the resident. This is particularly useful for new employees. The display of the status and the alerted staff groups completes the information.

Escalation levels

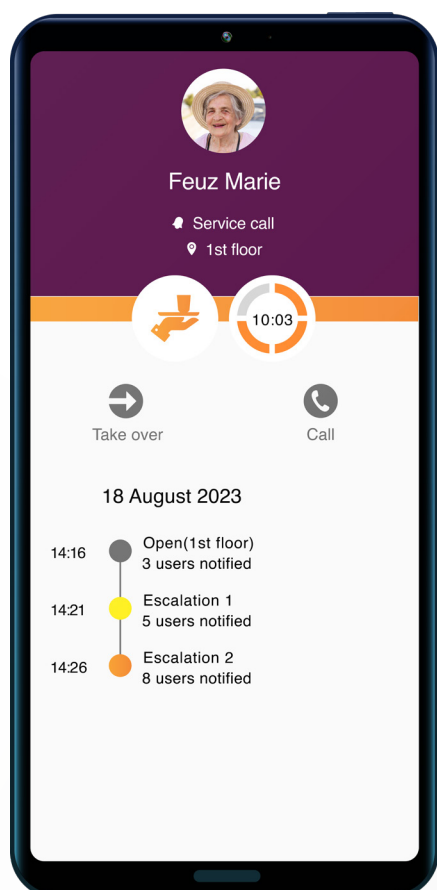
The so-called escalation levels are set up for each alarm type and are determined by the customer. The escalation levels vary in duration and are marked both visually in segments and by color. It is possible to define individual escalation levels and corresponding measures for each alarm type. With each escalation level, a new acoustic notification is sent to employees who have already been alerted as well as to newly affected employees. This allows a company to individually define the point at which all user groups, including managers, should be alerted.

Cancellation function

In order to be able to ensure a human contact after each alarm, the nursing staff are equipped with a staff badge with a cancellation function. The cancellation is always done at arm's length from the resident's badge. After the cancellation, the alarm disappears from the display and is archived in the history.

Real-time localization

After consultation and with the written consent of relatives or the resident, the system enables real-time localization via the resident badge. This allows care staff to see at any time in which zone the resident is currently located. When an alarm is triggered, the location is always displayed as part of the alarm. This provides care staff with important information for a quick handling of alarm without having to search for the resident. When an alarm is triggered, the resident's location is updated automatically and in real time.





WANDERING MANAGEMENT

For each resident, an individual movement zone can be defined, which must not be exceeded. When a resident ventures beyond the designated area, a wandering alarm is triggered, promptly notifying all smartphones and issuing an acoustic voice alert. This enables the nearest caregiver or staff member to guide the resident back to a secure zone. Once the resident returns to the authorized area, the wandering alarm is automatically cancelled.

Disorientation Alarm

Disorientation alarms can be configured for zones that residents should avoid, such as basements or staircases. If a resident enters a restricted area, the system triggers an alarm on all staff smartphones, prompting the closest staff member to escort the resident back to a safe zone. The alarm is automatically cancelled once the resident is in the designated area.

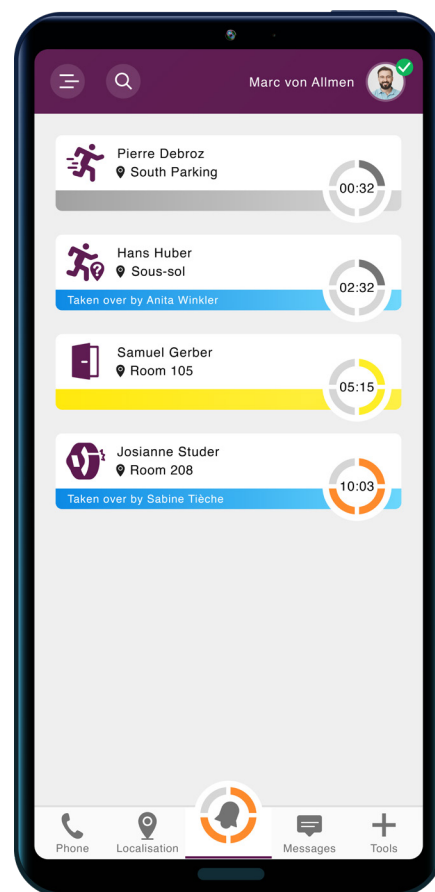
Escort Function

The escort function prevents false alarms when residents enter zones where they are not authorized, provided they are accompanied by caregivers or family members. This function can also be applied for access control purposes.

Tamper protection

In certain situations, wearing a badge can be perceived by residents as uncomfortable or intrusive, especially during periods of confusion. The risk of wandering off unnoticed is particularly high at such times. To prevent the resident from removing the badge, a special mechanical tear-off protection can be mounted. This can only be removed with a special tool.

If a resident still manages to remove the badge, a sensor in the badge detects this and triggers a tear-off alarm.





ASSISTANCE CALL

The staff badge includes an assistance call feature that transmits an alarm and the caregiver's location to colleagues when the dedicated button is pressed. This proves invaluable, especially in cases where a resident has fallen. After assistance has been provided, the assisting caregiver cancels the alarm on their badge. The entire assistance process is recorded in the alarm history, ensuring complete traceability.



SOS call

An activated SOS alarm takes priority within the app. It has shorter escalation times and notifies a larger group than other alarms, making it ideal for situations like reanimation emergencies.

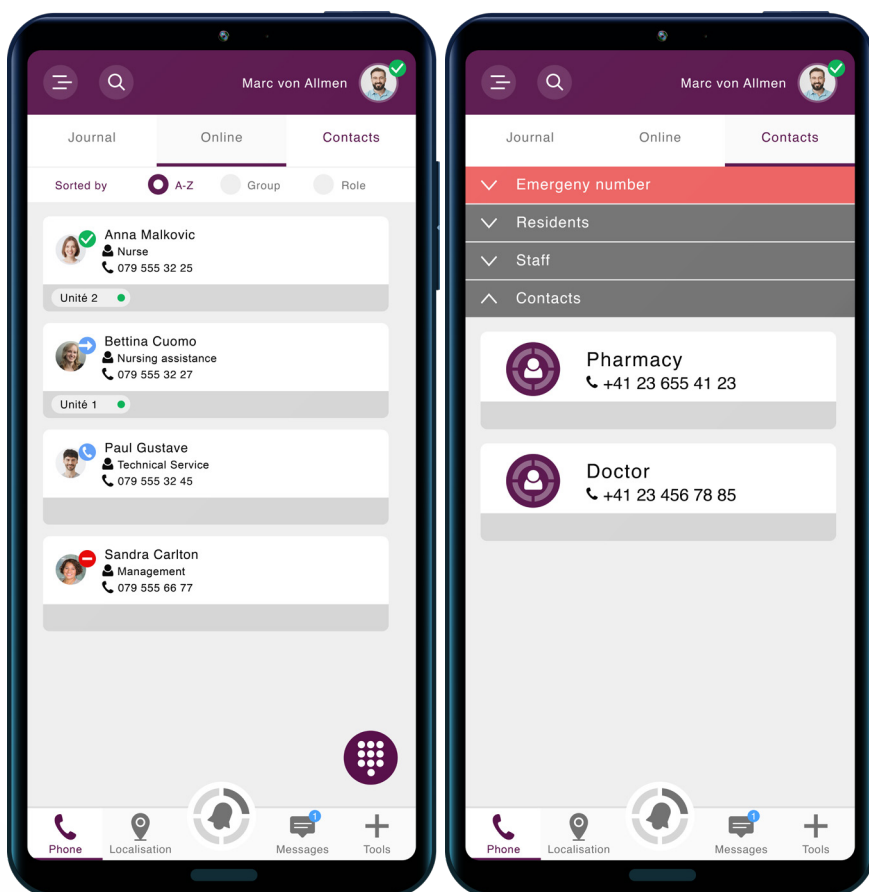
A «psychiatry» mode can be configured in special cases, deactivating the staff badge's LED lights to prevent undue distress to residents who may already be unstable or vulnerable.





UNIFIED COMMUNICATION

Our platform includes integrated telephony, presenting a central phone book with visibility of all logged-in employees. This eliminates the need to memorize internal phone numbers or consult attendance lists. The platform displays the person's name, current status, and user role. Icons indicate availability, whether they are managing an alarm, currently on a call, or should not be disturbed.



Contact list

All important external phone numbers are readily available in the contact list, ensuring that employees can promptly connect with essential services, such as pharmacies or doctors. The platform also designates who is authorized to dial external phone numbers.





TECHNICAL ALARMS

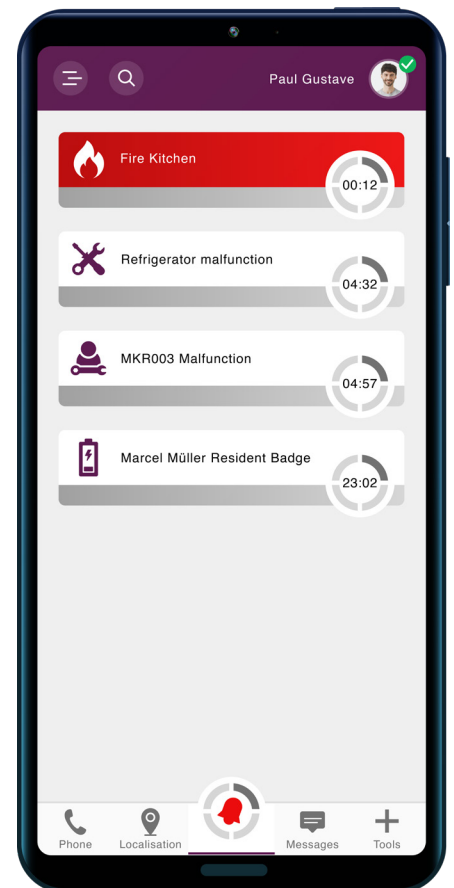
Various technical alarms are clearly displayed in the motica Care app. This includes alarms that are triggered directly by the system infrastructure, such as low battery status, a component opening alarm or an alarm in the event of a loss of connection to the system. Each of these alarms can be quickly identified by a unique icon. As soon as the triggering problem has been resolved, the alarm is automatically cancelled.

External alarms

In addition, alarms from external systems can be displayed and processed in the motica Care app. Thanks to an ESPA interface, it is possible to integrate various alarm messages, including messages from fire alarm systems or external alarm servers, directly into the SmartLiberty platform.

Alarms from the fire alarm system for example, are displayed with a plain text display analogous to the operating panel of the fire alarm system. In the event of a fire alarm, the warning is also displayed in full-screen mode on all connected smartphones and requires manual confirmation to exit this mode. The alarm remains at the top of the overview as a priority until it is automatically cancelled once the external problem has been resolved. Even if an employee is on the phone, the alarm message is audible in the background of the call but without interrupting it.

Technical alarms from devices such as pharmaceutical refrigerators or air conditioning systems are integrated into the system via an I/O module with potential-free contacts. These alarms appear directly on the smartphones of the responsible staff and, like the other alarms, are automatically cancelled as soon as the underlying problem has been resolved.

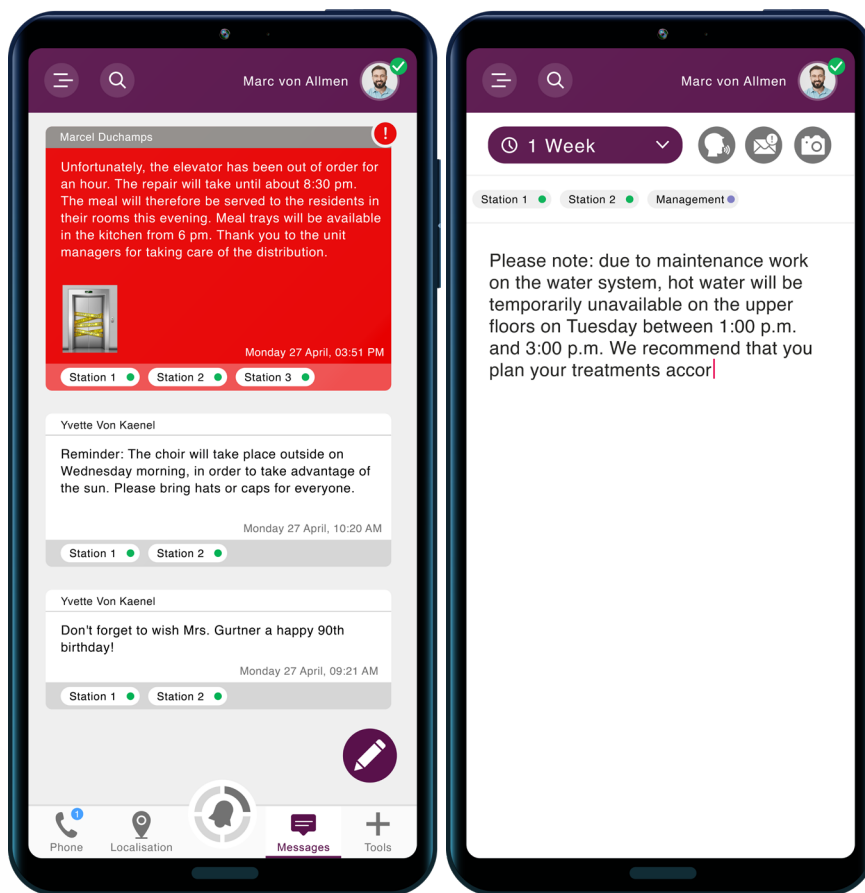




MESSAGES

Critical information can be efficiently transmitted to employees' smartphones, reducing the reliance on lengthy phone calls or emails that may go unread in real-time. Authorized personnel with specific access rights can compose messages.

Message senders can define the recipients, groups, or users, along with setting time constraints to prevent overwhelming employees with non-essential information.



Priority messages

Important messages that should not be overlooked can be defined as priority messages. Voice playback can be activated when such a message is received. This allows the care staff to listen to the message hands-free.



Stopwatch

A stopwatch often comes in handy (manual measurement of pulse, respiration, administration of medication, etc.). The stopwatch integrated in the platform divides time into 15-second segments, allowing users to opt for sound intervals or voice playback after each segment. This enables hands-free operation.

Flashlight

The platform directly activates the smartphone's built-in flashlight, complete with an auto-shutoff feature to preserve battery life. It is used daily to check pupils or throats. Night guards also use the flashlight to avoid waking residents up at night with the room light.

Photos / Specialized camera

The smartphone's photo function serves various purposes. Captured photos are instantly sent to a predetermined email address with accompanying comments. Following transmission, the photos are automatically deleted from the smartphone to avoid storage issues and, more importantly, safeguard data privacy.

Technical photos

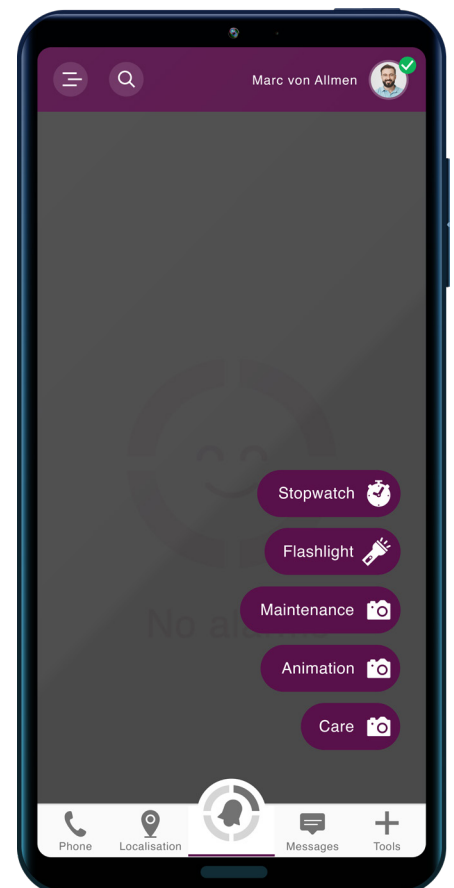
Smartphone users can report maintenance issues to the technical service using the photo function, ensuring continuous upkeep of building and facility quality.

Animation photos

Capture memorable moments for residents and internal marketing with animation photos. Your employees always have the smartphone camera at their disposal, ready to preserve beautiful moments.

Care photos

For scenarios where mobile care documentation is not available, our tool saves substantial time. A simple photo taken with the smartphone is directly sent to the designated recipient.





INTEGRATIONS

The market offers a wide range of applications and technologies to optimize care processes. SmartLiberty stands out with its digital platform, which enables the integrated use of applications from certified partners such as care documentation apps, access control, sensors and much more.

Care documentation apps

Our digital platform enables the shared use of care documentation apps from our certified partners. Viewing or inputting specific data is possible on the same smartphone that is also used for managing alarms and making phone calls.

NEXUS applications

The system is easy to learn and guides the user to the information with just one click. Thanks to integrated applicant management, future residents only need to be registered once and can be assigned to the correct room via bed disposition. Upon takeover, all existing information such as notes, documents, etc., is retained. In addition, the following options are integrated in the resident record: Pocket money management, meal service, and performance planning.

Access control

The digitalization of your facility will certainly include electronic access controls, such as for opening doors, mailboxes, or access to medication coolers. We integrate this process by attaching a Legic or Mifare chip to both resident and staff badges, eliminating the need for separate identification cards. Our platform supports all access control systems equipped with these technologies, whether online or offline.





SENSORS

In addition to the traditional resident calls, which are triggered with the resident badge, the SmartLiberty system allows the integration of a large number of sensors. Thanks to an innovative sensor board, all common sensors on the market can be quickly and easily connected to the system. This allows for over 40 different alarm types to be generated, such as wireless contact mats, motion detectors, bed sensors, radars and many more.

The sensor board

The universally applicable sensor board enables the replacement of all previously wired components. It is used wherever a third-party system (e.g. motion detector, contact mat, bed sensor, etc.) is to generate an alarm.

Intelligent sensors

The use of intelligent sensor technologies such as radar and room sensors is necessary for the advanced detection of specific behavioral patterns of residents. The alarms generated by these sensors can be seamlessly integrated and displayed in the SmartLiberty system via an open interface (API).

Cancellation of the sensors

Alarms triggered by sensors can be cancelled directly via the resident badge of the resident to whom the sensors are assigned, whereby all open alarms of the resident are acknowledged at once. Alternatively, each sensor can be cancelled individually with the staff badge.





SMARTLIBERTY

— MORE TIME FOR CARE —